

# **FEED BACK ANALYSIS REPORT**



SRTCT'S  
SUMAN RAMESH TULSIANI TECHNICAL CAMPUS – FACULTY OF ENGINEERING,  
KHAMSHET

An ISO 9001:2015 Certified Institute

DEPARTMENT OF COMPUTER ENGINEERING

APF-26H  
Issue No.:02  
Revision No: 0  
Rev.Date: 15/06/2018

**Feedback Analysis Report –  
Faculty –Student Feedback**

Academic Year: 2021-22

Semester: I

Subject: SPOS ( Prof.Vaishnavi Chitragar)

Total Number of Forms collected = 18								
Sr No.	Feedback Parameters	Excellent (5)	Very Good (4)	Good (3)	Satisfactory (2)	Poor (1)	Feedback Performance Index (P.I.)	Average Feedback Performance Index
1	Has the Teacher covered entire Syllabus as prescribed by University?	15	3	0	0	0	4.82	4.87
2	Has the Teacher covered relevant topics beyond syllabus	14	3	1	0	0	4.84	
3	Effectiveness of Teacher in terms of: (a) Technical content/course content	15	3	0	0	0	4.84	
4	Effectiveness of Teacher in terms of: (b) Communication skills	15	3	0	0	0	4.84	
5	Effectiveness of Teacher in terms of: (c) Use of teaching aids.	15	2	1	0	0	4.84	
6	Pace on which contents were covered	13	5	0	0	0	4.82	
7	Motivation and inspiration for students to learn	17	1	0	0	0	4.94	
8	Support for the development of Students' skill (i) Practical demonstration	16	2	0	0	0	4.95	
9	Support for the development of Students' skill (ii) Hands on training	15	2	1	0	0	4.94	
10	Clarity of expectations of students	16	2	0	0	0	4.84	
11	Feedback provided on Students' progress	17	1	0	0	0	4.84	
12	Willingness to offer help and advice to students.	17	1	0	0	0	4.94	



Prof. Anjali Dalvi

Head of Department

Computer Engineering

Suman Ramesh Tulsiani

Faculty of Engineering, K

-410405



SRTCT'S  
SUMAN RAMESH TULSIANI TECHNICAL CAMPUS – FACULTY OF ENGINEERING,  
KHAMSHET

An ISO 9001:2015 Certified Institute

DEPARTMENT OF COMPUTER ENGINEERING

APF-26H  
Issue No.:02  
Revision No: 0  
Rev.Date: 15/06/2018


**Feedback Analysis Report –**  
Faculty –Student Feedback

Academic Year: 2021-22  
Semester: I

Subject: **DELD** ( Prof.S.S. Bhoite)

Total Number of Forms collected = 18								
Sr No.	Feedback Parameters	Excellent (5)	Very Good (4)	Good (3)	Satisfactory (2)	Poor (1)	Feedback Performance Index (P.I.)	Average Feedback Performance Index
1	Has the Teacher covered entire Syllabus as prescribed by University?	15	3	0	0	0	4.72	4.81
2	Has the Teacher covered relevant topics beyond syllabus	14	3	1	0	0	4.84	
3	Effectiveness of Teacher in terms of: (a) Technical content/course content	15	3	0	0	0	4.72	
4	Effectiveness of Teacher in terms of: (b) Communication skills	15	3	0	0	0	4.94	
5	Effectiveness of Teacher in terms of: (c) Use of teaching aids.	15	2	1	0	0	4.78	
6	Pace on which contents were covered	13	5	0	0	0	4.72	
7	Motivation and inspiration for students to learn	17	1	0	0	0	4.94	
8	Support for the development of Students' skill (i) Practical demonstration	16	2	0	0	0	4.72	
9	Support for the development of Students' skill (ii) Hands on training	15	2	1	0	0	4.72	
10	Clarity of expectations of students	16	2	0	0	0	4.84	
11	Feedback provided on Students' progress	17	1	0	0	0	4.84	
12	Willingness to offer help and advice to students.	17	1	0	0	0	4.94	



  
Prof. Anjali Dalvi  
Head of Department

Computer Engineer  
Suman Ramesh Tulsiani  
Faculty of Engineering, Khamshet



SRTCT'S  
SUMAN RAMESH TULSIANI TECHNICAL CAMPUS – FACULTY OF ENGINEERING,  
KHAMSHET

An ISO 9001:2015 Certified Institute

DEPARTMENT OF COMPUTER ENGINEERING

APF-26H  
Issue No.:02  
Revision No: 0  
Rev.Date: 15/06/2018


**Feedback Analysis Report –  
Faculty –Student Feedback**

Academic Year: 2021-22  
Semester: I

Subject: TOC ( Prof.S.S. Bhoite)

Total Number of Forms collected = 18								
Sr No.	Feedback Parameters	Excellent (5)	Very Good (4)	Good (3)	Satisfactory (2)	Poor (1)	Feedback Performance Index (P.I.)	Average Feedback Performance Index
1	Has the Teacher covered entire Syllabus as prescribed by University?	15	3	0	0	0	4.83	4.83
2	Has the Teacher covered relevant topics beyond syllabus	14	3	1	0	0	4.72	
3	Effectiveness of Teacher in terms of: (a) Technical content/course content	15	3	0	0	0	4.83	
4	Effectiveness of Teacher in terms of: (b) Communication skills	15	3	0	0	0	4.83	
5	Effectiveness of Teacher in terms of: (c) Use of teaching aids.	15	2	1	0	0	4.78	
6	Pace on which contents were covered	13	5	0	0	0	4.72	
7	Motivation and inspiration for students to learn	17	1	0	0	0	4.94	
8	Support for the development of Students' skill (i) Practical demonstration	16	2	0	0	0	4.89	
9	Support for the development of Students' skill (ii) Hands on training	15	2	1	0	0	4.83	
10	Clarity of expectations of students	16	2	0	0	0	4.83	
11	Feedback provided on Students' progress	17	1	0	0	0	4.83	
12	Willingness to offer help and advice to students.	17	1	0	0	0	4.94	



  
Prof. Anjali Dalvi  
Head of Department

Computer Engineering Department  
Suman Ramesh Tulsiani Technical Campus  
Faculty of Engineering, Khamshet



SRTCT'S  
SUMAN RAMESH TULSIANI TECHNICAL CAMPUS – FACULTY OF ENGINEERING,  
KHAMSHET

An ISO 9001:2015 Certified Institute

DEPARTMENT OF COMPUTER ENGINEERING

APF-26H  
Issue No.:02  
Revision No: 0  
Rev.Date: 15/06/2018

**Feedback Analysis Report –**  
Faculty –Student Feedback

Academic Year: 2021-22

Semester: I

Subject: Software Architecture & Design ( Prof.J.V.Barpute)

Total Number of Forms collected = 18								
Sr No.	Feedback Parameters	Excellent (5)	Very Good (4)	Good (3)	Satisfactory (2)	Poor (1)	Feedback Performance Index (P.I.)	Average Feedback Performance Index
1	Has the Teacher covered entire Syllabus as prescribed by University?	15	3	0	0	0	4.83	4.80
2	Has the Teacher covered relevant topics beyond syllabus	14	3	1	0	0	4.72	
3	Effectiveness of Teacher in terms of: (a) Technical content/course content	15	3	0	0	0	4.83	
4	Effectiveness of Teacher in terms of: (b) Communication skills	15	3	0	0	0	4.83	
5	Effectiveness of Teacher in terms of: (c) Use of teaching aids.	15	2	1	0	0	4.78	
6	Pace on which contents were covered	13	5	0	0	0	4.72	
7	Motivation and inspiration for students to learn	17	1	0	0	0	4.94	
8	Support for the development of Students' skill (i) Practical demonstration	16	2	0	0	0	4.89	
9	Support for the development of Students' skill (ii) Hands on training	15	2	1	0	0	4.78	
10	Clarity of expectations of students	16	2	0	0	0	4.72	
11	Feedback provided on Students' progress	17	1	0	0	0	4.72	
12	Willingness to offer help and advice to students.	17	1	0	0	0	4.94	



Prof. Anjali Dalvi  
Head of Department

Computer Engineering Department  
Suman Ramesh Tulsiani Technical Campus  
Faculty of Engineering, Khamshet



SRTCT'S  
SUMAN RAMESH TULSIANI TECHNICAL CAMPUS – FACULTY OF ENGINEERING,  
KHAMSHET

An ISO 9001:2015 Certified Institute

DEPARTMENT OF COMPUTER ENGINEERING

APF-26H

Issue No.:02

Revision No: 0

Rev.Date: 15/06/2018

**Feedback Analysis Report –  
Faculty –Student Feedback**


Academic Year: 2021-22

Semester: II

**Subject: Information Cyber Security ( Prof.S.V.Reddy)**

Total Number of Forms collected = 18								
Sr No.	Feedback Parameters	Excellent (5)	Very Good (4)	Good (3)	Satisfactory (2)	Poor (1)	Feedback Performance Index (P.I.)	Average Feedback Performance Index
1	Has the Teacher covered entire Syllabus as prescribed by University?	15	3	0	0	0	4.83	4.84
2	Has the Teacher covered relevant topics beyond syllabus	14	3	1	0	0	4.82	
3	Effectiveness of Teacher in terms of: (a) Technical content/course content	15	3	0	0	0	4.83	
4	Effectiveness of Teacher in terms of: (b) Communication skills	15	3	0	0	0	4.83	
5	Effectiveness of Teacher in terms of: (c) Use of teaching aids.	15	2	1	0	0	4.78	
6	Pace on which contents were covered	13	5	0	0	0	5.00	
7	Motivation and inspiration for students to learn	17	1	0	0	0	4.94	
8	Support for the development of Students' skill (i) Practical demonstration	16	2	0	0	0	4.89	
9	Support for the development of Students' skill (ii) Hands on training	15	2	1	0	0	4.78	
10	Clarity of expectations of students	16	2	0	0	0	4.72	
11	Feedback provided on Students' progress	17	1	0	0	0	4.72	
12	Willingness to offer help and advice to students.	17	1	0	0	0	4.94	



  
Prof. Anjali Dalvi  
Head of Department

Computer Engineering Department  
Suman Ramesh Tulsiani Technical Campus  
Faculty of Engineering, Khamshet



SRTCT'S  
SUMAN RAMESH TULSIANI TECHNICAL CAMPUS – FACULTY OF ENGINEERING,  
KHAMSHET

An ISO 9001:2015 Certified Institute

DEPARTMENT OF COMPUTER ENGINEERING

APF-26H

Issue No.:02

Revision No: 0

Rev.Date: 15/06/2018

**Feedback Analysis Report –  
Faculty –Student Feedback**


Academic Year: 2021-22

Semester: I

Subject: **DELD** ( Prof.S.S. Bhoite)

Total Number of Forms collected = 18								
Sr No.	Feedback Parameters	Excellent (5)	Very Good (4)	Good (3)	Satisfactory (2)	Poor (1)	Feedback Performance Index (P.I.)	Average Feedback Performance Index
1	Has the Teacher covered entire Syllabus as prescribed by University?	15	3	0	0	0	4.72	4.81
2	Has the Teacher covered relevant topics beyond syllabus	14	3	1	0	0	4.84	
3	Effectiveness of Teacher in terms of: (a) Technical content/course content	15	3	0	0	0	4.72	
4	Effectiveness of Teacher in terms of: (b) Communication skills	15	3	0	0	0	4.94	
5	Effectiveness of Teacher in terms of: (c) Use of teaching aids.	15	2	1	0	0	4.78	
6	Pace on which contents were covered	13	5	0	0	0	4.72	
7	Motivation and inspiration for students to learn	17	1	0	0	0	4.94	
8	Support for the development of Students' skill (i) Practical demonstration	16	2	0	0	0	4.72	
9	Support for the development of Students' skill (ii) Hands on training	15	2	1	0	0	4.72	
10	Clarity of expectations of students	16	2	0	0	0	4.84	
11	Feedback provided on Students' progress	17	1	0	0	0	4.84	
12	Willingness to offer help and advice to students.	17	1	0	0	0	4.94	



  
Prof. Anjali Dalvi  
Head of Department

Computer Engineer.  
Suman Ramesh Tulsiani  
Faculty of Engineering, Khamshet

